













































LEGEND

-  ELECTRICAL SERVICES SWITCHBOARD.
-  SWITCHBOARD / CONTROL PANEL NOT PROVIDED AS PART OF THE ELECTRICAL SUBCONTRACT.
-  SINGLE POWER OUTLET.
-  DOUBLE POWER OUTLET.
-  SPECIAL PURPOSE POWER OUTLET.
-  SINGLE PHASE ISOLATOR.
-  THREE PHASE ISOLATOR.
-  CONDUIT ROUTE.
-  GAMING FIBRE.
-  HAND DRYER CONNECTION.
-  ONE-WAY LIGHT SWITCH.
-  CIRCUIT LINE.
-  SWITCH LINE.
-  POWER CIRCUIT DESIGNATION. DENOTES DB AND CIRCUIT.
-  LIGHTING CONTROL CHANNEL REFERENCE.
-  ELECTRICAL EQUIPMENT AS NOTED.
-  RJ45 COMMUNICATIONS OUTLET.
-  CAT-6 GAMING OUTLET.

LEGEND

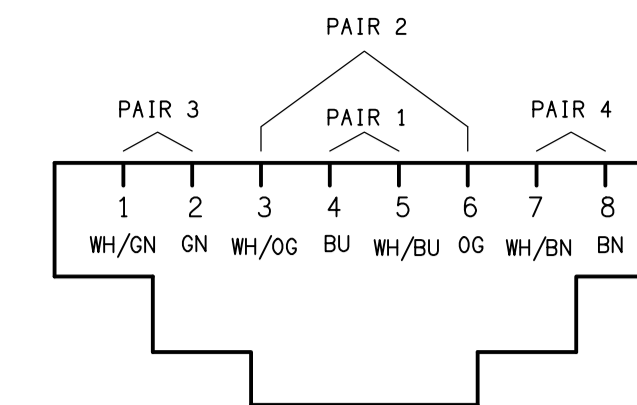
-  REFER TO DETAIL NOTED FOR THE AREA SHOWN HATCHED. ADDITIONAL OUTLETS & FITTINGS MAY BE SHOWN ON DETAIL.
-  E1: GENERAL LED EMERGENCY LIGHT.
-  EX: EMERGENCY LED EXIT LIGHT.
-  L1: AMENITY LARGE DENDANT.
-  L2: AMENITY ENTRY WALL LIGHT.
-  L3: RECEPTION / ENTRY PENDANT.
-  L4: WALL LIGHT.
-  L5: ENTRY WALL LIGHT.
-  L6: AMENITY SMALL PENDANT.
-  L7: CASHIER PENDANT.
-  L8: SPORTS BAR WALL LIGHT.
-  L9: GAMING LARGE DALI DIMMABLE PENDANT.
-  L10: GAMING SMALL DALI DIMMABLE PENDANT.
-  L11: 600 X 600 PB LED FLAT PANEL TROFFER.
-  L12: AMENITY ENTRY DALI DIMMABLE RECESSED DOWNLIGHT.
-  L13: GAMING DALI DIMMABLE RECESSED DOWNLIGHT.
-  L14: RECEPTION WALL LIGHT.
-  L15: AMENITY RECESSED DOWNLIGHT.
-  L16: DALI DIMMABLE RECESSED DOWNLIGHT.
-  L17: RECEPTION DALI DIMMABLE RECESSED DOWNLIGHT.
-  L18: ENTRY DALI DIMMABLE RECESSED DOWNLIGHT.
-  L19: CASHIER SHELF TWIN DALI DIMMABLE LED STRIP LIGHTS.
-  L20: NO LONGER REQUIRED.
-  L21: COUNTER FACE DALI DIMMABLE LED STRIP LIGHT.
-  L22: EXTERNAL WALL MOUNTED FLOODLIGHT.
-  L23: FOUR SIDED MIRROR LED STRIP LIGHT.

NOTE

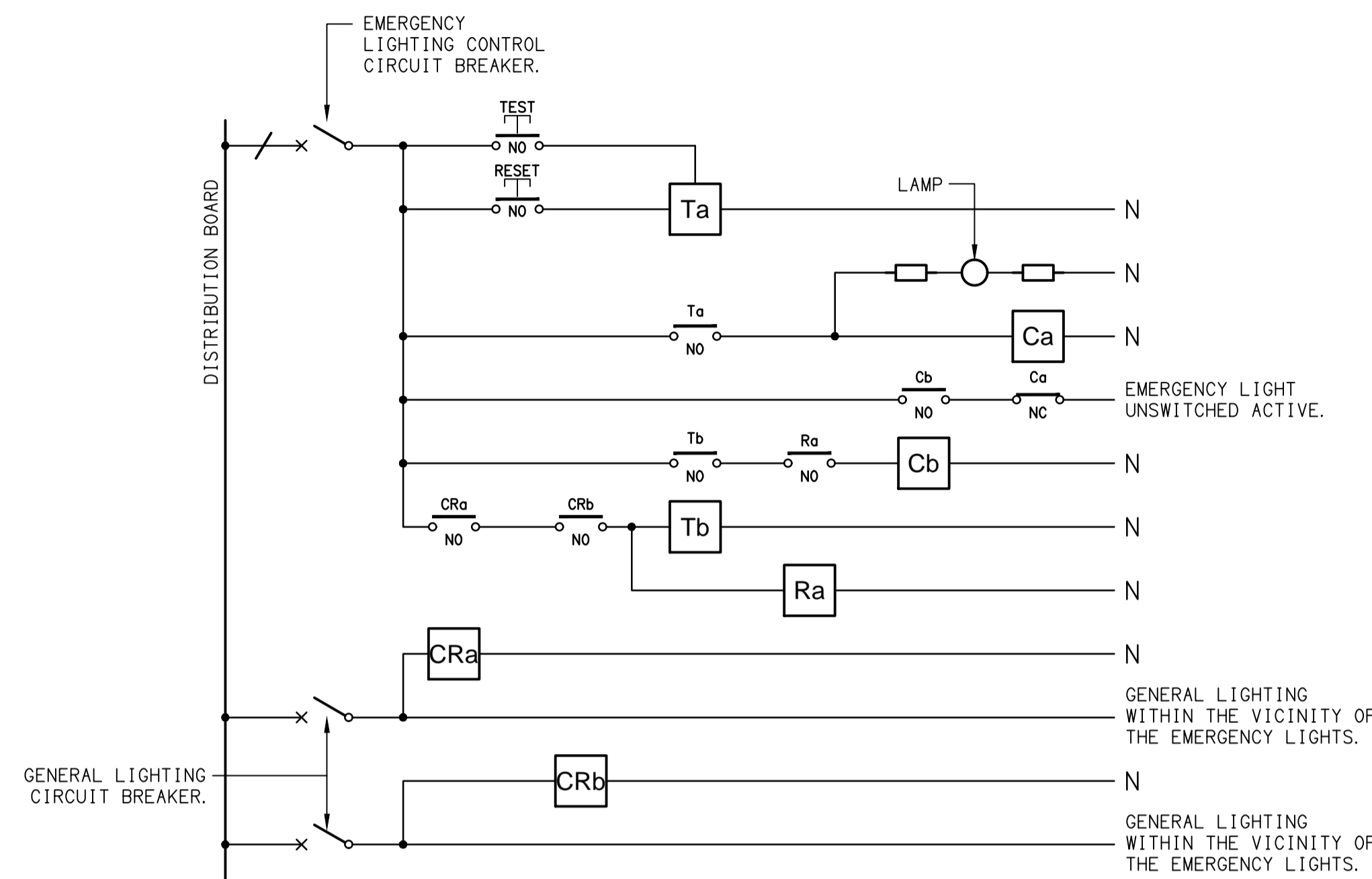
ALL ELECTRICAL PENETRATIONS THROUGH THE ROOF SHEETING ARE TO BE IN LINE WITH THE STRUCTURAL OR MECHANICAL SERVICES PENETRATIONS TO AVOID DEDICATED FLASHINGS FOR THE ELECTRICAL SERVICES.

EQUIPMENT:

- TEST - TEST PUSH BUTTON MOUNTED ON THE DISTRIBUTION BOARD ESCUTCHEON.
- RESET - RESET PUSH BUTTON MOUNTED ON THE DISTRIBUTION BOARD ESCUTCHEON.
- LAMP - AMBER TEST INDICATING LAMP MOUNTED ON THE DISTRIBUTION BOARD ESCUTCHEON.
- Ta - ADJUSTABLE 0-3 HOUR TIMED RELAY.
- Tb - 15 MINUTE RUN-ON TIMER TO OPERATE UPON THE RETURN OF MAINS POWER.
- Cx - CONTACTOR x.
- CRx - CONTROL RELAY x.
- Rx - RELAY x.



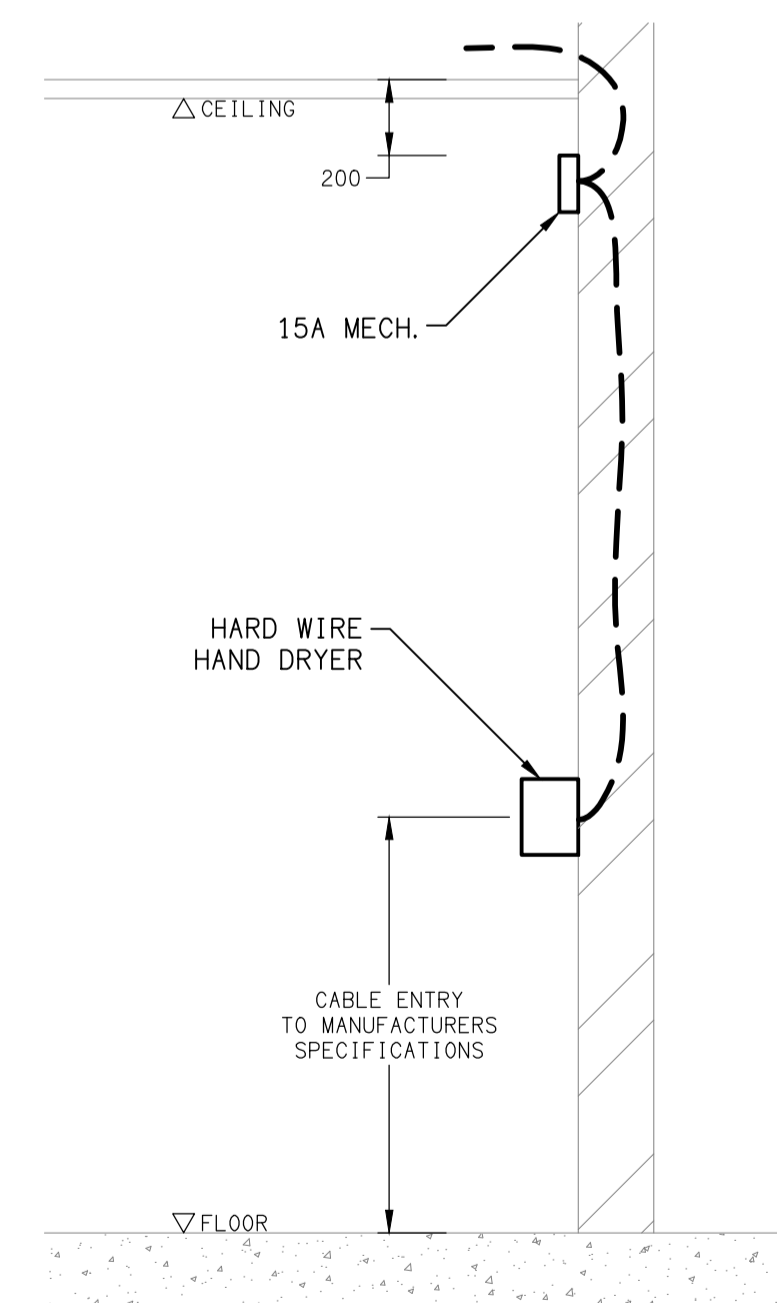
SCHEMATIC
RJ45 PINOUT CONFIGURATION
NOT TO SCALE



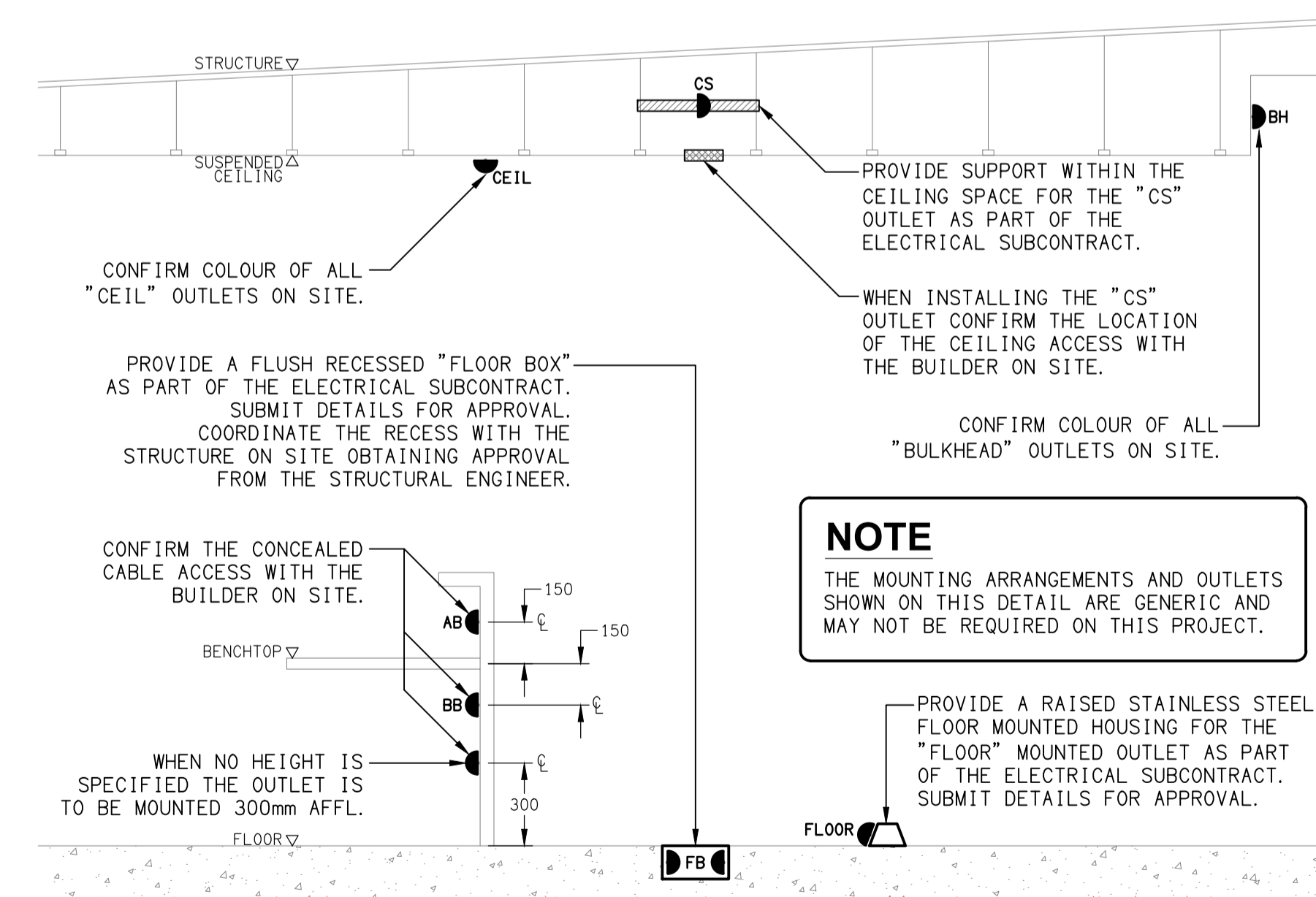
NOTES

1. THE EMERGENCY LIGHT UNSWITCHED ACTIVE / GENERAL LIGHTING SWITCHED ACTIVE CIRCUIT ARRANGEMENT AND CONTROL IS TYPICAL FOR ALL CIRCUITS SUPPLYING EMERGENCY LIGHTS.
2. PROVIDE ADDITIONAL CONTROL RELAYS (CRx) CONFIGURED AS PER CRa AND CRb FOR ALL ADDITIONAL LIGHTING CIRCUITS THAT SUPPLY LIGHTS IN THE VICINITY OF THE EMERGENCY LIGHTS.

SCHEMATIC
EMERGENCY LIGHTING
NOT TO SCALE



DETAIL
HAND DRYER CONNECTION
NOT TO SCALE



DETAIL
TYPICAL OUTLET MOUNTINGS
NOT TO SCALE

NOTE

THE MOUNTING ARRANGEMENTS AND OUTLETS SHOWN ON THIS DETAIL ARE GENERIC AND MAY NOT BE REQUIRED ON THIS PROJECT.

ELECTRICAL DESIGN GROUP BRISBANE PTY LTD
ACN 092 710 793
TRADING AS:
ELECTRICAL DESIGN GROUP

THE COPYRIGHT OF THIS DRAWING REMAINS THE PROPERTY OF THE ELECTRICAL DESIGN GROUP.
USE FIGURED DIMENSIONS IN PREFERENCE TO SCALE.
ALL DIMENSIONS TO BE VERIFIED ONSITE.

ELECTRICAL DESIGN GROUP
ELECTRICAL BUILDING SERVICES CONSULTANTS
BRISBANE GOLD COAST

P.O. Box 15, Sherwood Q.4075
Phone: (07) 3278 4375
Email: brisbane@edg.net.au
Web: www.edg.net.au

PROJECT:
**ZILLMERE SPORTS CLUB
GAMING EXTENSION**

340 ZILLMERE ROAD, ZILLMERE

C	CONSTRUCTION	10/04/2024
REV:	DESCRIPTION:	DATE:

DRAWING:
**ELECTRICAL SERVICES
LEGEND, SCHEMATICS & DETAILS**

SCALE: NOT TO SCALE AT A1	PROJECT NO: C2933a	DRAWING NO: E01	REVISION: C
------------------------------	------------------------------	---------------------------	-----------------------